

Specialists In Liquid Level Indication For Reflex or Transparent Flat Glass Gages No. 70BL & 70XL

600 lbs. ANSI rated valves, bolted bonnet OS&Y construction steel bodies with stainless steel trim, wide choice of features and connections

■ **Regrindable, renewable seat**

NO. 70BL SERIES VALVES

The series consists of the following valves:

- No. 73BL - straight pattern with female NPT gage connection
- No. 74BL - straight pattern with union gage connection
- No. 76BL - offset pattern with female NPT gage connection
- No. 77BL - offset pattern with union gage connection

Note: No. 70XL Valve same as No. 70BL Valve except without ballcheck for use as instrument valve.

PRESSURE RATINGS

ANSI 600#

Steel 1480 psi @ 100°F.	850 psi @ 750°F.
316 1440 psi @ 100°F.	725 psi @ 500°F.

MANUFACTURER'S RATING

Steel 3000 psi @ 100°F.	1200 psi @ 750°F.
316 2100 psi @ 100°F.	850 psi @ 750°F.

STANDARD FEATURES

OS&Y + Backseating Stem: The yoke supports the stem away from the valve body so the threaded portion of the stem is unaffected by heat and does not come in contact with process fluids. The stem has a backseating area which protects the packing from the fluid.

Renewable Seat: The seat may be removed or replaced with a 5/8" socket wrench. Union Gage Connection: Nos. 74BL and 77BL are furnished with a union gage connection which allows a top and bottom connected gage to be turned to any desired angle for convenient visibility. It also makes possible the removal of the gage without removing the valves - a feature which saves time when gages must be cleaned or serviced.


Offset Pattern: Nos. 76BL and 77BL valve bodies are designed so the gage and drain connections are offset 7/8" from the ϕ of the vessel connections. By removing the plugs the interior of a top and bottom connected gage glass may be swabbed without removing the gage.

Safety shut-off: All No. 70BL Series Valves are equipped with a stainless steel ballcheck upstream from the seat which instantaneously shuts off flow of medium being gaged in case of gage glass breakage.


NO. 73BL/73XL



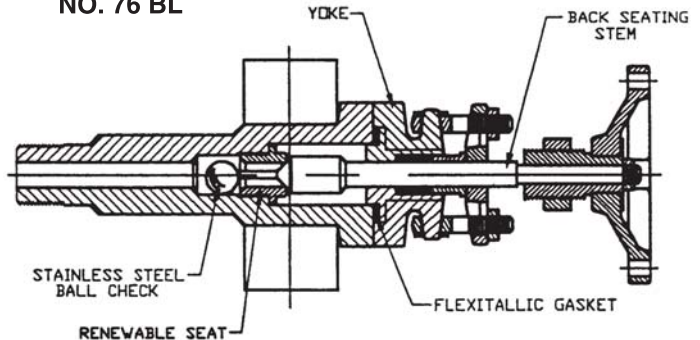
NO. 74BL/74XL



NO. 77BL/77XL



NO. 76 BL



Built to ANSI, API Standards

Jerguson No. 70BL and 70XL Series Valves are designed for use with flat glass gages, instrument piping and for other applications requiring a rugged, lightweight valve. Pressure and temperature ratings to 600 lb. ANSI flange standards or manufacturer's ratings.

NO. 70BL & 70XL SERIES VALVES

MATERIALS

No. 70 BL and No. 70 XL Series Valve bodies are carbon steel. The valve has stainless steel seat and stem. Valves can be furnished in special metals for special applications. Typical are other stainless steels, monel, carpenter No. 20, Hastelloy "C".

For temperature service over 600°F, specify high temperature packing.

ROUGHING DIMENSIONS

To determine maximum space available for gage, deduct from center to center dimension:

Nos. 74 BL & 77 BL - deduct 6 $\frac{7}{8}$ " (1/2" or 3/4" N.P.T. female gage connection.)

Nos. 73 BL & 76 BL - deduct 4 $\frac{1}{2}$ " (1/2" or 3/4" N.P.T. female gage connection.)

Note A. 3/4" dimension applies to all 1/2" N.P.T. end connected Reflex and Transparent Gages except L-10 which is 1 $\frac{1}{4}$ ".

Note B. To determine overall length of 1/2" nipples add 7/8" to distance between gage and valve.

For side connected gages: Refer to bulletin on gage for centers. Straight valves will have equal centers. Offset valve centers will be 1 $\frac{3}{4}$ " more (offset outside gage centers) or less (offset inside gage centers).

STANDARD CONNECTIONS

Vessel: 3/4" N.P.T. Male non-union

Gage: 1/2" N.P.T. Female

Vent/Drain: 1/2" N.P.T. Female

OPTIONAL CONNECTIONS

Vessel: 1/2" N.P.T. or

1" Male non-union

Gage: 3/4" N.P.T. Female 1/2"

or 3/4" N.P.T. Male unions
on 74 BL and 77 B Valves

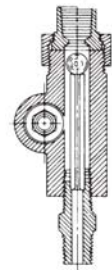
Note: No. 70 XL same as No. 70 BL valve except without ballcheck.

SPECIAL FEATURES (extra charge)



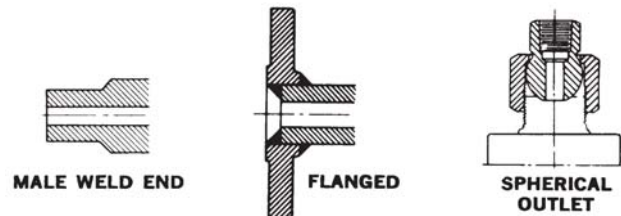
Bleed Fitting: A bleed fitting is available making it possible to bleed pressure from the valve and connected instrument without breaking any threaded connections. The bleed fitting is designed so its stem cannot be withdrawn accidentally. It is tapped for 1/8" discharge tube.

Ballcheck: Valves may be furnished with a ball which shuts off the flow of medium in case of a downstream rupture. Nos. 74BL and 77BL may have a downstream or upstream ballcheck. Nos. 73BL and 76BL may be equipped with an upstream ballcheck only. The downstream ballcheck is installed in bottom valve only when used in conjunction with end connected gages.



SPECIAL CONNECTIONS (extra charge)

No. 70BL/70XL Series Valves can be furnished with 3/4" flanged or male welding end vessel connections. Spherical unions are available on outlet connections which will compensate for up to plus or minus 3/4" variation in mean centers when used with side connected gages.



JERGUSON® GAGE AND VALVE

A Division of The Clark • Reliance® Corporation
13200 North Promenade • Stafford, TX 77477 USA
Telephone: (281) 240-4243 Fax: (281) 240-7299

JERGUSON® GAGE AND VALVE

A Division of The Clark • Reliance® Corporation
16633 Foltz Industrial Parkway • Strongsville, OH 44136 USA
Telephone: (440) 572-1500 Fax: (440) 238-8828

REPRESENTED BY: YATES & COMPANY, INC. ♦ 1 Hollywood Ave, Unit 22 HoHoKus, NJ 07423

Tel: 201-345-3101 ♦ Email: info@yatesco.net